

STARS EMERGENCY LINK CENTRE

38,420

EMERGENCY REQUESTS HANDLED

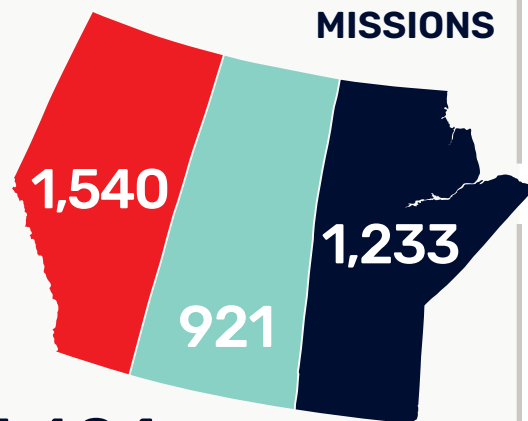
105

AVERAGE EMERGENCY REQUESTS A DAY

63K+

MISSIONS TO DATE SINCE 1985

MISSIONS



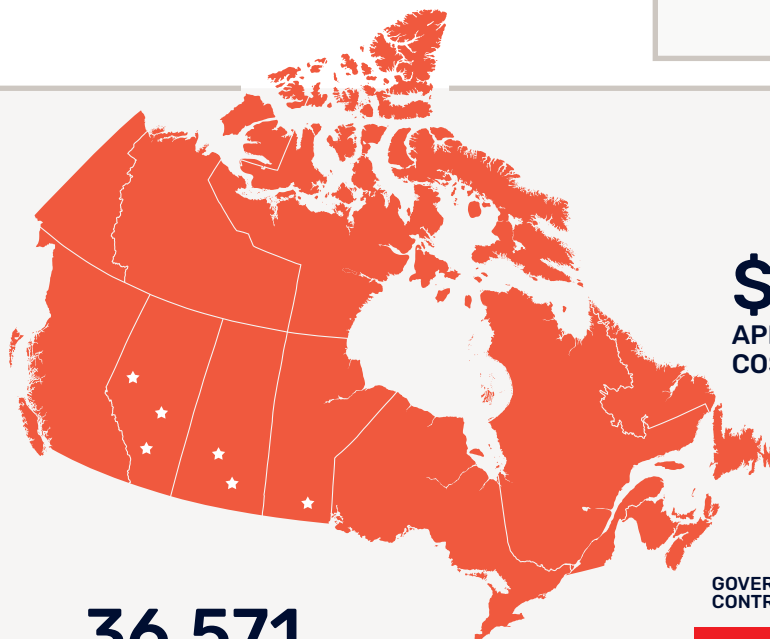
=3,694

YEARLY MISSIONS*

10

AVERAGE DAILY MISSIONS

*includes helicopter and fixed wing



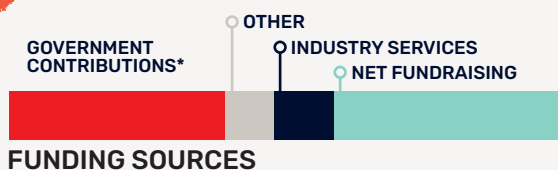
36,571

ANNUAL DONORS

FUNDING

\$12.2M

APPROXIMATE ANNUAL
COST PER BASE*



*based on STARS' most recent audited financials

INCIDENT TYPES

STARS RESPONDS TO A VARIETY
OF CRITICAL CARE CALLS

